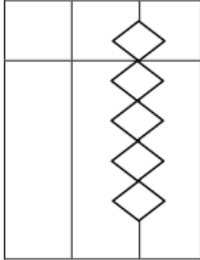
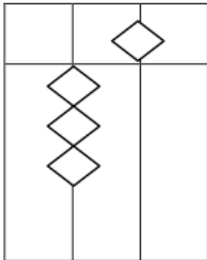
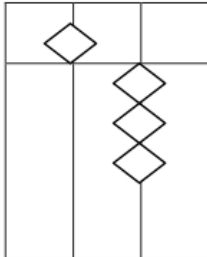
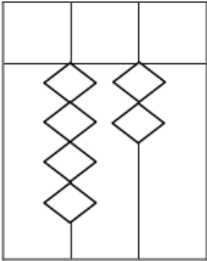
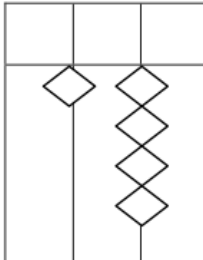
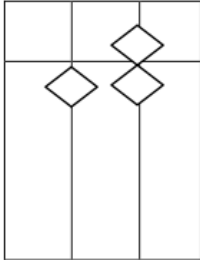
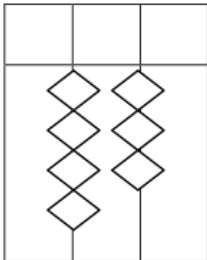
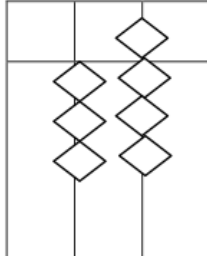
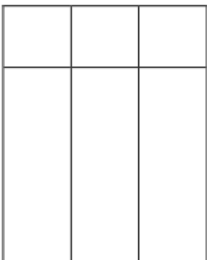
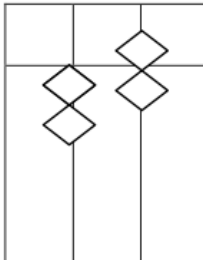


SMARTGENIUS - TODDLER LKG

Convert Beads to Numbers

				
<input style="width: 80%; height: 20px;" type="text"/>	<input style="width: 80%; height: 20px;" type="text"/>	<input style="width: 80%; height: 20px;" type="text"/>	<input style="width: 80%; height: 20px;" type="text"/>	<input style="width: 80%; height: 20px;" type="text"/>
				
<input style="width: 80%; height: 20px;" type="text"/>	<input style="width: 80%; height: 20px;" type="text"/>	<input style="width: 80%; height: 20px;" type="text"/>	<input style="width: 80%; height: 20px;" type="text"/>	<input style="width: 80%; height: 20px;" type="text"/>

A	B	C	D	E	F	G	H	I	J
2	4	3	2	1	4	4	2	4	3
1	-1	1	2	2	-1	-3	1	5	1
-2	1	-3	-3	1	-3	5	-3	-2	5

Write the number that comes after:

4	<input style="width: 90%; height: 20px;" type="text"/>	<input style="width: 95%; height: 20px;" type="text"/>
11	<input style="width: 90%; height: 20px;" type="text"/>	<input style="width: 95%; height: 20px;" type="text"/>
21	<input style="width: 90%; height: 20px;" type="text"/>	<input style="width: 95%; height: 20px;" type="text"/>
15	<input style="width: 90%; height: 20px;" type="text"/>	<input style="width: 95%; height: 20px;" type="text"/>
18	<input style="width: 90%; height: 20px;" type="text"/>	<input style="width: 95%; height: 20px;" type="text"/>