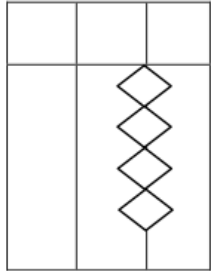
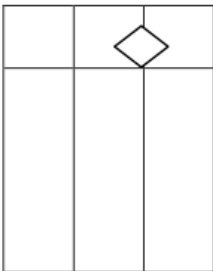
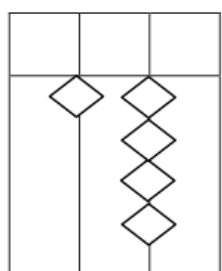
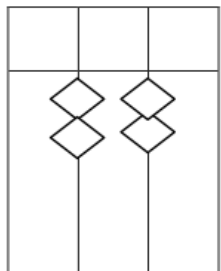
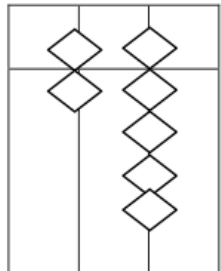
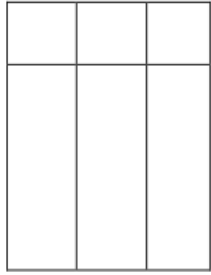
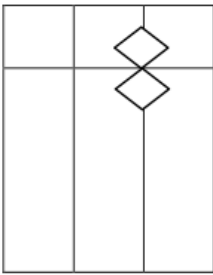
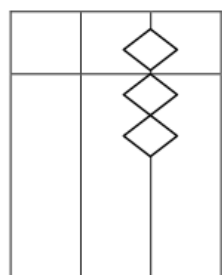
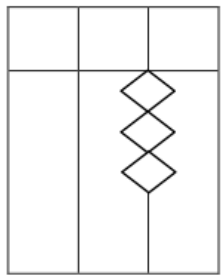
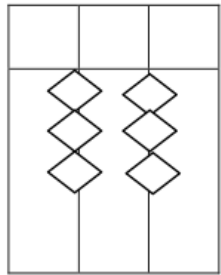


SMARTGENIUS - TODDLER LKG

Convert Beads to Numbers

				
<input style="width: 80px; height: 25px;" type="text"/>	<input style="width: 80px; height: 25px;" type="text"/>	<input style="width: 80px; height: 25px;" type="text"/>	<input style="width: 80px; height: 25px;" type="text"/>	<input style="width: 80px; height: 25px;" type="text"/>
				
<input style="width: 80px; height: 25px;" type="text"/>	<input style="width: 80px; height: 25px;" type="text"/>	<input style="width: 80px; height: 25px;" type="text"/>	<input style="width: 80px; height: 25px;" type="text"/>	<input style="width: 80px; height: 25px;" type="text"/>

A	B	C	D	E	F	G	H	I	J
4	2	1	3	9	8	6	9	3	5
-3	5	3	5	-6	1	3	-3	1	2
5	1	-4	-2	1	-5	-5	-6	5	1

Write the number that comes after:

2	<input style="width: 90%; height: 25px;" type="text"/>	<input style="width: 95%; height: 25px;" type="text"/>
32	<input style="width: 90%; height: 25px;" type="text"/>	<input style="width: 95%; height: 25px;" type="text"/>
7	<input style="width: 90%; height: 25px;" type="text"/>	<input style="width: 95%; height: 25px;" type="text"/>
17	<input style="width: 90%; height: 25px;" type="text"/>	<input style="width: 95%; height: 25px;" type="text"/>
8	<input style="width: 90%; height: 25px;" type="text"/>	<input style="width: 95%; height: 25px;" type="text"/>